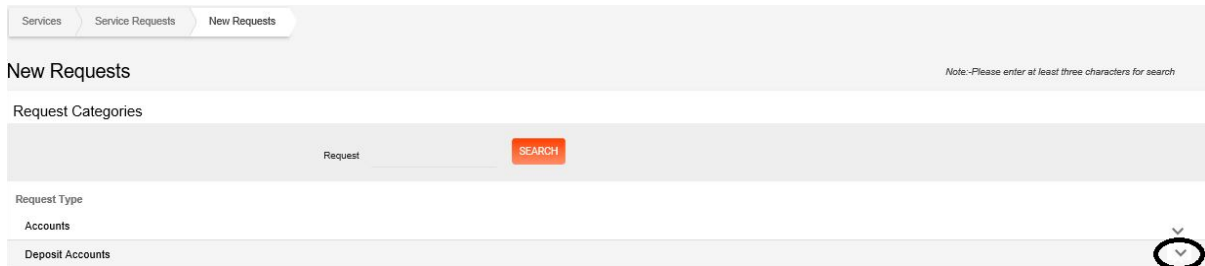


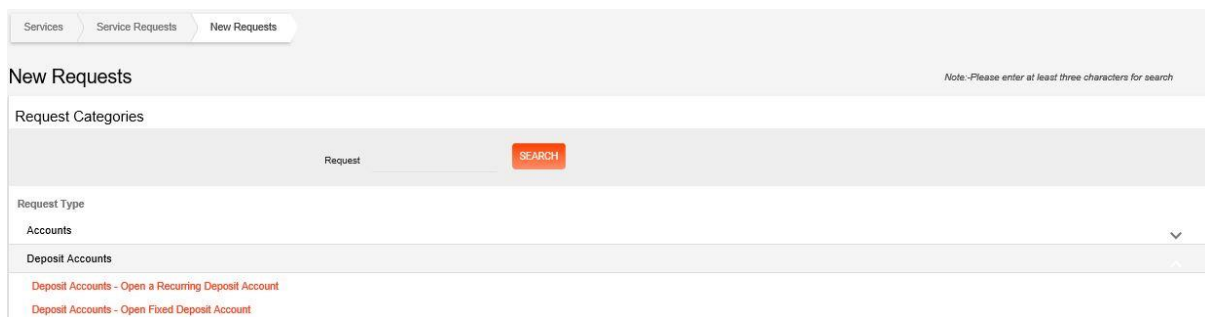
How to Create/Open Recurring Deposit Account:

Click on Expandable button available just right side of Deposit Account Header as shown below:



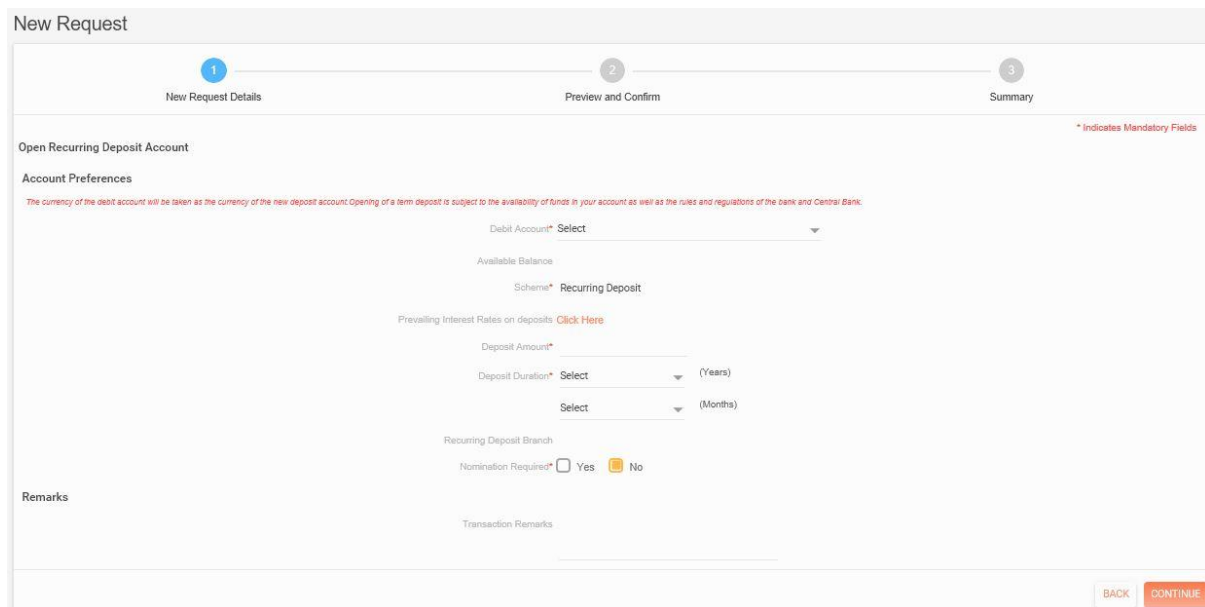
The screenshot shows the 'New Requests' page with a breadcrumb trail: Services > Service Requests > New Requests. Below the breadcrumb is a search bar with a 'SEARCH' button. The page is divided into sections: 'Request Categories', 'Request Type', 'Accounts', and 'Deposit Accounts'. The 'Deposit Accounts' section has a downward-pointing arrow icon circled in red, indicating it is expandable.

Click on Open a Recurring Deposit Account link under Deposit Accounts Section



The screenshot shows the 'New Requests' page with the 'Deposit Accounts' section expanded. It displays two links: 'Deposit Accounts - Open a Recurring Deposit Account' and 'Deposit Accounts - Open Fixed Deposit Account'. The 'Open a Recurring Deposit Account' link is highlighted in red.

It will open New Recurring Deposit account opening page, as shown in the below screen.



The screenshot shows the 'New Request' page for opening a Recurring Deposit Account. It features a progress bar with three steps: 1. New Request Details, 2. Preview and Confirm, and 3. Summary. The 'New Request Details' step is active. The page contains the following fields and options:

- Open Recurring Deposit Account** (Section Header)
- Account Preferences** (Section Header)
- Debit Account***: Select (Mandatory field)
- Available Balance**: (Text label)
- Scheme***: Recurring Deposit (Mandatory field)
- Prevailing Interest Rates on deposits**: [Click Here](#) (Text label)
- Deposit Amount***: (Mandatory field)
- Deposit Duration***: Select (Mandatory field) with options for (Years) and (Months)
- Recurring Deposit Branch**: (Text label)
- Nomination Required***: Yes No (Mandatory field)
- Remarks**: (Text label)
- Transaction Remarks**: (Text input field)

At the bottom right, there are 'BACK' and 'CONTINUE' buttons.

Select the Debit Account, Enter the Deposit Amount, Select the Deposit Duration, Select Nomination Required Yes/No as per your need, Enter the Transaction Remarks and Clicks on CONTINUE Button.

It will display the Confirmation page as shown below:

New Request

1 New Request Details 2 Preview and Confirm 3 Summary

Open Recurring Deposit Account

Account Preferences

Debit Account:		Scheme Type: Recurring Deposit
Deposit Duration(Years):		Deposit Duration(Months):
Deposit Amount:		Plan Number:
Nomination Required:		Recurring Deposit Branch:
Maturity Amount:		Maturity Date:
Interest Rate:		Deposit account holder:
Interest Payment Frequency: Quarterly		
Mode Of Operation: SELF		

Remarks

Transaction Remark: test

Enter your credentials to confirm the transaction

Confirmation Details

Transaction Password*

BACK SUBMIT

Please check the details shown in the above confirmation screen.

Enter the Transaction Password and click on SUBMIT Button. The new Recurring Deposit Account will be created successfully.

To view the new Recurring Deposit Account, please logout and re-login after 10 minutes and go to ACCOUNT>>Deposit Accounts menu.