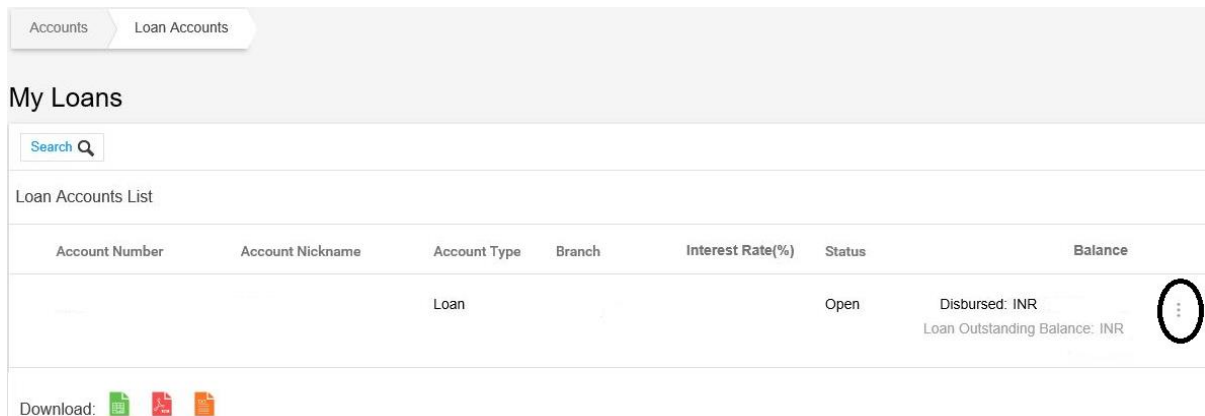


## How to Generate Loan Account Statement:

Click on Three Dots More Option






Accounts Loan Accounts

### My Loans

Search Q

Loan Accounts List

Account Number	Account Nickname	Account Type	Branch	Interest Rate(%)	Status	Balance
		Loan			Open	Disbursed: INR Loan Outstanding Balance: INR

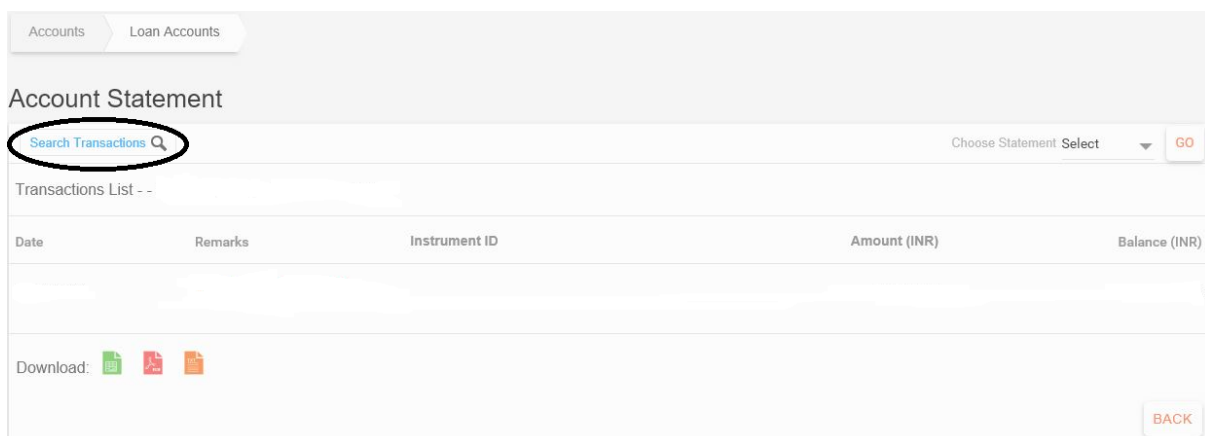
Download:   

It will display more options as shown in the below screen.



- Generate Account Statement
- View Amortization Schedule
- View Repayment Schedule
- Simulate Preclosure of Loan Account
- View Disbursement Schedule

Click on Generate Account Statement option, it will display the Account Statement Page



Accounts Loan Accounts




### Account Statement

Search Transactions Q

Choose Statement: Select GO


Transactions List --

Date	Remarks	Instrument ID	Amount (INR)	Balance (INR)
------	---------	---------------	--------------	---------------

Download:   



BACK

Click on **Search Transactions** link, it will display the **Search dialog box**, as shown below.


**Search Transactions** 

---


Date From (dd/MM/yyyy)   Date To (dd/MM/yyyy)

Transactions For

Select 


Last N Transactions  Amount Type

15  All 

Amount From  Amount To

Instrument ID From  Instrument ID To

Template Actions


Save Template 

Enter the criteria as per your requirement and click on **Search** button.

Download the statement in the **EXCEL/PDF/TXT** format by using the icon as shown below.

Download:   

Or view the **Transactions** by using the below mentioned navigation/display option.

Page Number   Rows per page: 5  1 - 5 of 6 