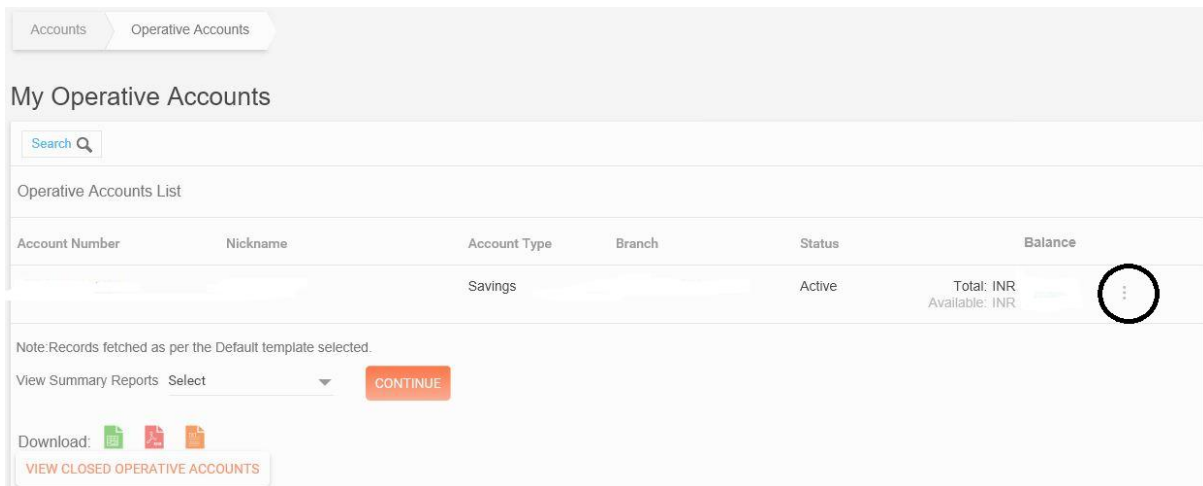


How to Generate Operative Account Statement:

Click on Three Dots More Option



Accounts Operative Accounts

My Operative Accounts

Search Q

Operative Accounts List

Account Number	Nickname	Account Type	Branch	Status	Balance
		Savings		Active	Total: INR Available: INR

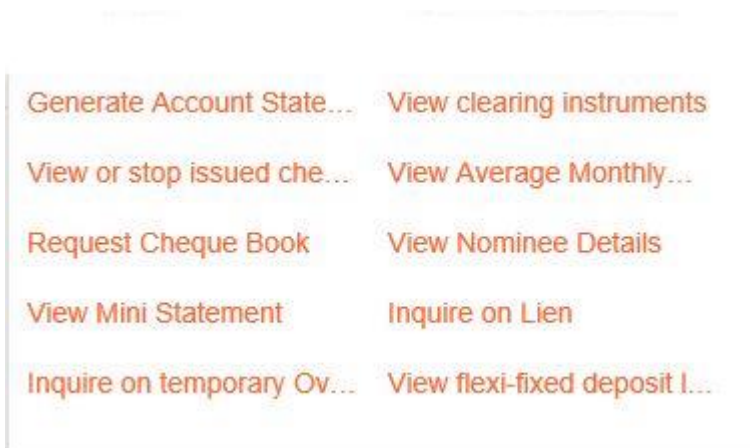
Note: Records fetched as per the Default template selected.

View Summary Reports Select CONTINUE

Download:

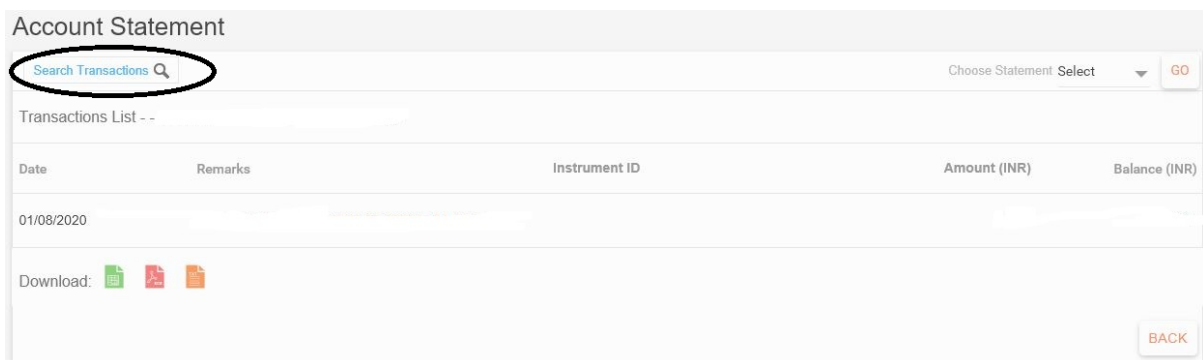
[VIEW CLOSED OPERATIVE ACCOUNTS](#)

It will display more options as shown in the below screen.



- Generate Account State...
- View clearing instruments
- View or stop issued che...
- View Average Monthly...
- Request Cheque Book
- View Nominee Details
- View Mini Statement
- Inquire on Lien
- Inquire on temporary Ov...
- View flexi-fixed deposit I...

Click on Generate Account Statement option, it will display the Account Statement Page



Account Statement

Search Transactions Q

Choose Statement Select GO

Transactions List --

Date	Remarks	Instrument ID	Amount (INR)	Balance (INR)
01/08/2020				

Download:

BACK

Click on Search Transactions link, it will display the Search dialog box, as shown below.

Search Transactions

Saved Criteria Templates

Select

Date From (dd/MM/yyyy) Date To (dd/MM/yyyy)

Transactions for

Select

Last N Transactions Amount Type

1 All

Amount From Amount To

Instrument ID From Instrument ID To

CLEAR SEARCH

Template Actions


Save Template OK

Enter the criteria as per your requirement and click on Search button.

Download the statement in the EXCEL/PDF/TXT format by using the icon as shown below.



Or view the Transactions by using the below mentioned navigation/display option.

Page Number  Rows per page: 5 1 - 5 of 6 < >